

Residential Use

# Energy Storage System

Brochure



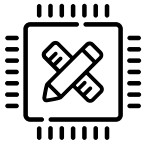


GE Series  
Off-grid All-in-one  
Energy Storage System

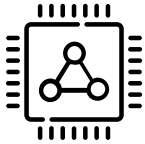
## Product appearance



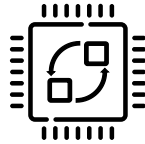
## Highlights



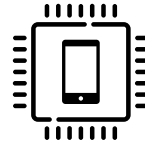
Compact all-in-one design for residential use



Strong load capacity (with low frequency inverter)



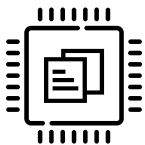
Seamless backup transition time < 4 ms




Smart remote app simple to use



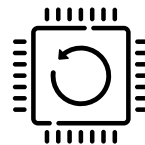
Easy & quick installation (2 persons <1 hour)



Easy to scale up with batteries



High-efficiency DC-AC conversion system



Long cycle life (over 5000 cycles)

Item	GE0405	GE0610	GE0810
<b>PV Input</b>			
Max.recommended DC power[kW]	4.5kW	5.4kW	6kW
Max.DC voltage[V]	150V	250V	150V
Max.charging current[A]	60A	70A	80A
Max. short circuit current[A]	40A	80A	80A
MPPT voltage range[V]	65V-145V	65V-245V	65V-145V
No. of MPP trackers	1	1	1
<b>AC Input</b>			
Norminal AC power [kW]	6kW	8.4kW	11.5kW
Max. AC power [kW]	9kW	13kW	17kW
Rated grid voltage(AC voltage range) [V]	230V (175V - 265V)		
Rated grid frequency [Hz]	50/60Hz (45Hz - 65Hz)		
Norminal AC current [A]	27A	38A	52A
Max. AC current [A]	41A	59A	77A
<b>Battery</b>			
Battery type	LiFePO <sub>4</sub>		
Battery voltage range [V]	44V-58.4V		
Nominal voltage [V]	51.2V		
Battery capacity [Ah]	100Ah	200Ah	200Ah
Recommended charging/discharging current [A]	50A	100A	100A
Max.charging/discharging current [A]	100A	150A	200A
Communication ports	RS232 / RS485 / CAN		
Design cycle life	Over 5000 cycles (Under certain test conditions)		
Parallel operation	Yes, up to 15 batteries, max 76.8 kWh		
<b>AC Output (Load)</b>			
Norminal AC power [kW]	3.2kW	4.8kW	6.4kW
Max. AC power [kW]	4kW	6kW	8kW
Peak power @5sec [kW]	6.4kW (Test with resistive loads only)	9kW (Test with resistive loads only)	12kW (Test with resistive loads only)
Rated grid voltage(AC voltage range) [V]	220V - 240V ± 2%		
Rated grid frequency [Hz]	45Hz - 60Hz ± 0.05%		
Norminal AC current [A]	15A	22A	30A
Max. AC current [A]	18A	28A	37A
Seamless backup transition time[ms]	<4ms(15ms in weak AC source mode)		
Total harmonic distortion(THD, linear load) [%]	<3%		
Load shedding <sup>[1]</sup>	Yes		
<b>Parallel Operation</b>			
Power Module	8KW / 12KW	12KW / 18KW	16KW / 24KW
Battery	Max 15pcs (Max 76.8kWh)	Max 15pcs (Max 76.8kWh)	Max 15pcs (Max 76.8kWh)
<b>Protection</b>			
Inverter	Overload/Output short circuit/PV array reverse polarity/ PV over voltage/ Equipment Over temperature		
Battery	Over Current / Over Voltage / Temperature		
<b>Environment Specs</b>			
IP rating	IP20		
Ambient temperature range [°C]	-10°C - 40°C		
Altitude[m]	≤2000m		
Storage temperature[°C]	Recommended 0°C - 35°C		
Noise emission(typical) [dB]	<30dB		
<b>General Information</b>			
Dimensions(W×H×D) [mm]	650mm × 1160mm × 214mm	650mm × 1620mm × 214mm	650mm × 1620mm × 214mm
Weight[kg]	110kg	160kg	165kg
Cooling	Intelligent air cooling		
Circuit topology	Low frequency isolation		
Communication ports	WIFI / Ethernet (RJ45)		
Display indicator	LED, APP		
Reference certification	UN38.3, IEC62619		

[1] The AC OUT1 for dual-output models is used to connect critical loads. The AC OUT2 is used to connect to non-critical loads. when battery discharge/ charge and reaches the lower/upper limit soc, the AC OUT2 will disconnect/connect its load. User can set the threshold SOC respectively through the APP.